


EYFS

Welcome & Reading

Meeting

Oct 2019



Speaking and Listening

- Speaking and listening are vital skills children need to develop in order to live successful lives in society.
- They are key skills for children developing their ability to read and write.




What you can do

- Talk to them!
- Model and expect good listening.
- Encourage the understanding and use of new vocabulary.
- Sing songs, rhymes and read poems, enjoying the rhyme and rhythm of words.
- Read to your child regularly and develop their story language.




Reading at home



- Bug Club
- Quiet place for reading
- Playing reading games
- Let them see you reading
- Follow your child's lead
- Enjoyable shared experience!



Early Reading



- Picture Books...the purpose of these...
 - Encourage children to look at the pictures and talk about what they see
 - To understand the sequence of events in books
 - To hold a book and turn the pages
- Lilac/Pink Level...early reading skills/ book language
- Warming up a book
- Encourage discussion throughout
- Use of picture clues
 - There will be words that they can't read – that is ok!
- Pointing to the text as you read
- Repetition
- Reinforce left to right, top to bottom
- Small print for adult to model and read – encourage them to join in when ready.

Reading Folders



- Your child will read individually each week with an adult
- We will write in their yellow reading diaries when we have read with them
- Please re-read this story with them to reinforce learning at school
- We can change your child's book everyday and we encourage you to aim to read daily.
- When you have read with your child please write the title and date in their diary and sign/ write a comment so we know you need a new book.
- Place their reading folder in the box outside their class in the morningthank you!

The Do's and Don'ts



Do pick a good time

Do make reading a natural part of daily life

Do praise and encourage your child

Do model reading to your child

Do trust us...

Don't cover the pictures


Don't rush your child

Don't compare your child with siblings...

Don't stress about reading because your child will too

Learning Phonics

- Letter and Sounds
- Bug Club
- Jolly Phonics



Phase 1

- All about tuning into sounds - musical, environmental, voice and body
- Aural discrimination of sounds, including letter sounds -sound talking.
- Rhyme and Alliteration




Phase 2




- Learning specific letters and sounds
- Reading tricky words:
I go no to the
- Blending and segmenting vc and cvc words, and in captions and sentences

How does it sound?



- No -uh unless it's 'u' ! – No Shwaring!



- Think about your mouth
- <http://www.youtube.com/watch?v=lwJx1NSineE&feature=related>

Phase 3



- All other sounds are taught
- Alphabet names are important to describe the sounds made by more than one letter e.g. ch, ai
- More tricky words for reading
- Writing I go no to the
- Blending, segmenting, reading, writing words, captions and sentences

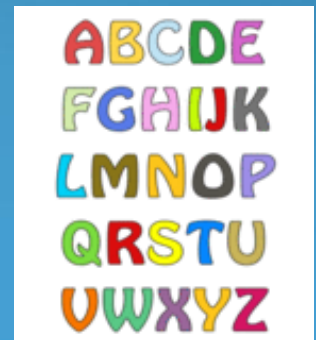
Phase 4



- Adjacent consonants introduced
(for example - nt, mp, dr, sp, cl)

C= consonant V= vowel

- cvcc words – ten-t mil-k jum-p
- ccvc words – d-rum p-lop
s-poon
- ccvcc words – s-lin-k





A New Vocabulary!

- **Phonics** – the learning of letters and sounds
- **Phoneme** – the sound a letter makes
- **Grapheme** – the written letter
- **Blending** – running sounds together to make a word
- **Segmenting** – breaking a word up into its component sounds
- **Tricky words** – words that cannot be decoded using phonics
- **cvc** – c = consonant (b/c/d/f), v = vowel (a/e/ee)
- **Digraph** - a sound made with two letters eg. sh ai oi
- **Phonetically plausible** – written phonetically that it can still be read although it is spelt incorrectly eg. torl, werk

A final note!



- Please, please read with your child as much as possible and make it a special, enjoyable experience.
- Make time for bedtime stories!
- Visit the library
- Encourage audio books
- Retell favourites again and again
- Make up stories
- Let them role play to their hearts delight!



Any Questions?

Fanc yoo fow
lisunin!



(Don't worry if your child's writing looks like this!)