



Starfish and Seahorses Timetable for w/b 11.5.20



Week Beginning: 11/5/20

Topic: Knights and dragons

Hello Starfish and Seahorses!

We have put all our learning activities in a weekly timetable for you to help you plan your week! Remember though - you don't have to do it all; you can adapt it however you like and most importantly have fun and send us pictures of what you do! We know everyone has different circumstances at home and you need to make the home learning work for your family. Make time each day for some physical activity, for reading together or independently and some play or relaxing time. Try and be helpful and kind too; tidy toys, helping to lay the table, reading a story to a younger sister or brother etc.

Please upload what you can to Tapestry as we would love to see/comment on what you have been doing!

DAY	DAILY ACTIVITIES
Monday	<p>Phonics/ Reading: ee sound (recap Phase 3)</p> <ul style="list-style-type: none">• Watch "Mr Thorne Does Phonics" - ee sound (see link below)• Make ee words (see worksheet)• Practise reading these keywords; my for too they all are• Read a book from Bug Club <p>Maths: Subtraction - number line subtraction. Count back using the number line. (see worksheet)</p> <p>Literacy: Look carefully at the Knight and dragon picture and answer the questions (see worksheet)</p> <p>Creative: Pebble Art! Collect some pebbles or stones and have a go! (see worksheet)</p>
Tuesday	<p>Phonics/ Reading: Ask a grown up to write the following list of words on cue cards: tree feet see zee sheep quee sheet street vee bee Children to sort them into two piles... real words (those we know) and nonsense words (those we can still sound out but they aren't real!)</p> <p>Practise reading the keywords; my for too they all are</p> <p>Read a book from Bug Club</p> <p>Maths: Watch Numberblocks- Subtraction (see link below)</p> <p>Literacy: Handwriting : Practise your Zig Zag monster handwriting on this sheet!</p> <p>Topic/Creative: Design your own dragon! Draw or paint a dragon - use your imagination and make him as colourful and fierce as you like! Give him a name!</p>
Wednesday	<p>Phonics/Reading: Watch "Alphablocks - recapping the ee sound (link below)</p> <p>Practise reading the keywords; my for too they all are</p> <ul style="list-style-type: none">• Read a book from Bug Club <p>Maths: Number formation to 20. See how carefully you can write your numbers to 20! (see worksheets)</p> <p>Literacy: Listen to the story: "When a dragon moves in"- see link below</p> <p>Draw a picture of your favourite part of the story and write some sentences about it.</p> <p>Topic/Creative: Use junk modelling to make a dragon or a castle! (see picture for suggestions below)</p>

Thursday	<p>Phonics/Reading: Play Tricky Word Bingo! List these 10 tricky words for children to use as part of the game (to, no, go, the, was, he, she, my, me, you). See pictures below for instructions on how to set up.</p> <ul style="list-style-type: none"> • Read a book from Bug Club • Practise reading the keywords; my for too they all are <p>Maths: Play a subtraction game on Topmarks (see link below)</p> <p>Literacy: Write a Wanted Poster: Have you seen this dragon? Include a picture and description of the missing dragon!</p> <p>Song: Sing "Puff the magic dragon" (see link below)</p>
-----------------	---

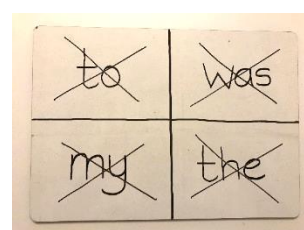

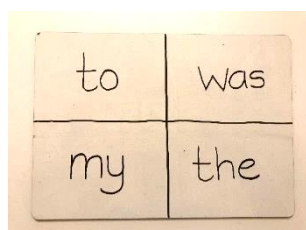

Friday	<p>Phonics/Reading: Play I spy with your family... think of a something in the room and say which sound it begins with... can they guess? Let someone else have a turn.</p> <ul style="list-style-type: none"> • Read a book from Bug Club • Practise reading the keywords; my for too they all are • Maths: Practise counting out loud to your family... can you count to 10? 20? 30? Higher? Now see if you can count down from 20 to 0! <p>Literacy: Write 3 or 4 sentences (or more) which include an ee word. Underline the ee words. Eg. I can <u>see</u> a <u>bee</u> on the blue flower.</p> <p>Topic: See if you can use some natural materials from outside (stones/twigs/leaves) to make a dragon's den! (see picture below). Take a photo!</p>
---------------	---

Links to websites...

- Monday Phonics - Mr Thorne Does Phonics - <https://www.youtube.com/watch?v=9Ci0oEO8dXE>
- Tuesday Maths - Numberblocks - Subtraction <https://www.youtube.com/watch?v=qyNwQq1Jkas>
- Wednesday Phonics - Alphablocks - ee sound <https://www.youtube.com/watch?v=c9I-8iKE3Gk>
- Wednesday Story - "When a dragon moves in" written by Jodi Moore read by Mark Duplass <https://www.youtube.com/watch?v=6s7aSNUCKiM>
- Thursday Maths- Subtraction - Topmarks <https://www.topmarks.co.uk/subtraction/subtraction-to-10>
- Thursday Song - Puff the magic dragon <https://www.youtube.com/watch?v=Y7ImAc3LKWM>

Activity Examples...


Tricky Word Bingo:



1. Ask your child to draw a cross from top to bottom/left to right on their board/paper (pic 1)
2. List the 10 tricky words somewhere for your child to see

3. Ask them to choose just 4 and write one in each box on their board/paper (pic 2)
4. As the teacher, call out randomly the tricky words, one at a time
5. Your child will cross off the words they have on their board/paper as they are call (pic 3)
6. Once all 4 have been crossed off, your child shouts "bingo" and calls each word back to you in turn to check they have been said (pic 4).
7. Reverse roles if you/your child would like so they can be teacher!

Creative/ Topic - Junk modelling ideas



A den for a dragon!!!



