



Starfish and Seahorses Timetable for w/b 8.6.20



Week Beginning: 8/6/20

Topic: Dinosaurs!

Hello Starfish and Seahorses!

Here is the timetable for this week's learning. The topic this week is Dinosaurs! Enjoy finding out all about dinosaurs, make a pasta dinosaur skeleton, listen to some Dinosaur stories (I love Harry and the Dinosaurs!) and even go on a Dinosaur adventure (online). If you can, try and do some daily reading as well as some maths activities (there is some Home Learning about finding halves of an object as well as addition and subtraction). Have fun with your learning and enjoy some fresh air and exercise too!

Please upload what you can to Tapestry as we would love to see/comment on what you have been doing!

DAY	DAILY ACTIVITIES
Monday	<p>Phonics/ Reading: ar sound (review ai/ ee /oa/ long oo sounds) Watch "Geraldine the giraffe learns ar " (see link below) Find the ar words (see worksheet) Practise reading these keywords; her now all look are down Practise reading the Teddy Bear word cards! Read a book from Bug Club or a story you have at home Maths: Halving and sharing; Talk about half and that in Maths, two halves make a whole. You could demonstrate this by halving an apple or orange. Watch Numberjacks: "A game of 2 halves" (see link below). The children can cut out the shapes and then cut each shape in half! (see sheet) Literacy: Listen to the story of Harry and the Bucketful of Dinosaurs (see link below). Talk about the book and answer the questions on the Book Review Sheet. Science: Go on a dinosaur adventure with Andy! (see the link below)</p>
Tuesday	<p>Phonics/ Reading: ar sound (review ai/ ee /oa/ long oo sounds) Play a Bingo game with your family using ar words (see resource sheets). You will need the word boards, picture cards (cut up) and the word list for the caller. Practise reading the keywords; her now all look are down Practise reading the Teddy Bear word cards! Read a book from Bug Club or a story you have at home Maths: Halves and halving song (see link below) Halving the spots on the Ladybird (see sheet) Literacy: Dinosaur writing activity. Write some sentences about each dinosaur. Use the words to help you! (see sheets) Topic/Creative: Have fun making a pasta dinosaur skeleton (see pictures below)</p>

Wednesday	<p>Phonics/Reading: Watch "Alphablocks - recapping the ar sound (link below) (review ai/ ee /oa/ long oo sounds) Practise reading the keywords; her now all look are down Practise reading the Teddy Bear word cards! Read a book from Bug Club or a story you have at home Maths: Maths Booklet with a dinosaur theme! (adding/ subtracting/ sequencing and cracking the code!) Literacy: Label the pictures of 3 dinosaurs (T- Rex, Stegosaurus and Triceratops) - see sheet. Story: Listen to Harry and the Robots by Ian Whybrow Topic/ Science - Play the Dinosaur matching game! See if you can work out which dinosaur matches the dinosaur facts! (see sheets)</p>
Thursday	<p>Phonics/Reading: Starfall - The Car Race. Have fun word building with the ar sound. (see link below) Read a book from Bug Club or a story you have at home. Practise reading the keywords; her now all look are down Practise reading the Teddy Bear word cards! Maths: Play the Halving Pirate Treasure game! (see sheets) Continue with your Dinosaur Maths book (adding/ subtracting/ sequencing and cracking the code!) Literacy: What can you see in the dinosaur picture? (see sheet). Write some sentences using the dinosaur word mat to help you. (see sheet) Topic/Creative: Can you paint or draw a picture of your favourite dinosaur? You could even have a go at making a model of a dinosaur (see picture below).</p>
Friday	<p>Phonics/Reading: Play the Bingo game with these 10 keywords: her now all look are down they then them this (see instructions below) Use your Teddy Bear sound cards to practise all your phonics! Read a book from Bug Club or a story you have at home Practise reading the Teddy Bear word cards! Maths: Do some dinosaur dot to dots! Count carefully as you join up the dots. Can you name each dinosaur? (see sheet) Continue your Dinosaur Maths book (adding/ subtracting/ sequencing and cracking the code!) Literacy: Think about words that have the ar sound in them like card, star, far, bar, mark, park etc and write sentences with ar words in them e.g <u>Mark</u> went to the <u>park</u> and played football. Underline the ar words. What other sentences can you think of? Can you remember finger spaces between words and capital letters and full stops? Song: Tyrannosaurs Rex rap (by Andy) - see link below</p>

Links to websites...

Monday Phonics - Geraldine the giraffe learns the ar sound

<https://www.youtube.com/watch?v=QXBQDsgRuMo>

Monday Maths - Numberjacks - "A game of 2 Halves"

<https://www.youtube.com/watch?v=eBWTP84lcUI>

Monday Story- Harry and the bucketful of dinosaurs

<https://www.youtube.com/watch?v=MTjQeCspMkY>

Monday Science - Andy's Dinosaur Adventures!

<https://www.youtube.com/watch?v=xpjc3BvhKTM>

Tuesday Maths - Halves and halving song

<https://www.bbc.co.uk/programmes/p017kztf>

Wednesday Phonics - Alphablocks -ar sound

<https://www.youtube.com/watch?v=R7mKsjzvwIU>

Wednesday Story- Harry and the Robots

<https://www.youtube.com/watch?v=1JHySjqNtQU>

Thursday - Starfall phonics game -Number 12 Car Race (ar sound)

<https://www.starfall.com/h/ltr-pc-ar/maw-ar/?sn=ltr-classic>

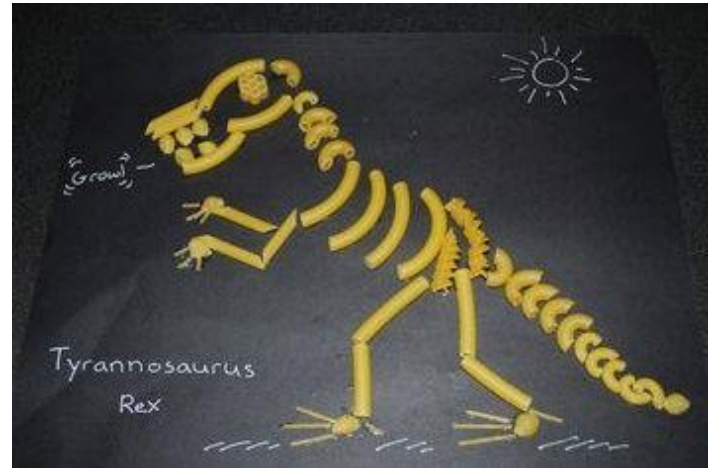

Friday Song - Tyrannosaurus Rap (by Andy)

<https://www.youtube.com/watch?v=5FRDhzSoE2w>


Bingo Game (with tricky words)

1. Ask your child to draw a cross front top to bottom/left to right on their board/paper
2. List the 10 tricky words somewhere for your child to see
her now all look are down they then them this
3. Ask them to choose just 4 words and write one in each box on their board/paper.
4. As the teacher, call out randomly the tricky words, one at a time.
5. Your child will cross off the words on their board/paper as they are called.
6. Once all 4 have been crossed off, your child shouts "bingo" and calls each word back to you in turn to check they have been said.
7. Reverse roles if you/your child would like so they can be teacher!

Ideas for Topic/ Creative



Make a pasta dinosaur skeleton!



Triceratops model using a shoebox and egg carton!

